



Industrial Mainboard D2703-S Mini-ITX

Issue October 2008

Pages 2

AMD M690E & SB600 Chipset for DDR2 800/667 SDRAM Memory (SO-DIMM) and
AMD Turion™ 64 X2 Dual Core and Sempron™ Mobile Processors

Enhanced operating temperature range from 0°C to 60°C



Chipset:
AMD M690E & SB600

Processors:
Mobile Socket S1 with Hyper Transport™
AMD Mobile Turion™ 64 X2 Dual Core
AMD Mobile Sempron™ (*)

(*fanless cooling with AMD Sempron 2100+)

Power Select:
Power supply options
- Standard ATX supply (via onboard connector) or
- 24V DC supply (via onboard connector) or
- 24V DC supply (via external connector / AC adapter)

Memory:
DDR2 800/667 SDRAM (SO-DIMM)

Product Features:
ATI Radeon X1250 graphics on board; VGA, DVI and Dual Channel LVDS support
HD Audio on board
Dual GbE LAN on board
Serial ATA II RAID on board
CF support (for Embedded OS) on board
USB 2.0 and IEEE1394 (Firewire 400) on board

Project-based Stuffing Options
Mini-PCI Express Connector (incl. USB interface)
Trusted Platform Module V1.2
Note: Stuffing options upon request only; min. order quantity required



Board Size	Mini-ITX: 6.7" x 6.7" (170 x 170 mm)
Chipset	AMD M690E & SB600

Memory
 2 SO DIMM Sockets (1.8V), 256MB - 8GB, Single Channel or Dual Channel DDR2 800/667 SDRAM, unbuffered, no ECC
 (For details on recommended RAM, please refer to our website)

Processors
 AMD Mobile Turion™ 64 X2 Dual Core Processors
 AMD Mobile Sempron™ Processors
 Mobile Socket S1g1 (PGA 638), max. 35W, HyperTransport™ 1; 800MHz
 (For details on supported processors, please refer to our website)

Power Specification
 BTX12V (24 Pin) or ATX12V (20 Pin) Power Supply required
 Support for Soft-Off Power Supplies or
 24V / 5A via DC-connector (Rear I/O connector or onboard connector)
 5V and 3.3V Supply Voltage on PCI Slots (PCI Rev. 2.3)
 3.3V Auxiliary Supply Voltage on PCI Slots (Wake-Up Function)
 Onboard CPU Voltage Regulator, 5V / 2A Auxiliary Power (BTX/ATX only)
 required for USB Wake-Up from Save-to-RAM, Save-to-Disk

Power Supply Requirements
 for onboard components (worst case)

Source (ATX / BTX)	Voltage	PS Load (min.) ¹	Tolerance (max)	Mainboard Current (typ.) ²
Main Power Supply	+ 12 V	0.15 A	± 5 %	0.7 A
	- 12 V	0 A	± 10 %	~ 20 mA
	+ 5 V	1 A	± 5 %	1.5 A
	+ 3.3 V	0.3 A	± 5 %	0.6 A
Aux. Power	+ 5 V	0.1 A	± 5 %	0.15 A
Source				
DC-In	+ 24 V	n.a.	+10% / -15 %	0.6 A ³⁾

1) PS must support these minimum load conditions for mainboard incl. processor and memory if there is no power consumption by any additional components (e.g. drives, LVDS, PCI adapters)
 2) Windows XP Idle; Turion TL-52; 2 x 1GB 3) Windows XP Idle; Sempron 2100+, 2 x 1GB


BIOS
 Phoenix TrustedCore BIOS Version V6.00
 modified and adapted by Fujitsu Siemens Computers; Recovery BIOS, SM-BIOS (DMI), BIOS Update via USB (stable user settings), Quick Boot, Logo Boot, Quiet Boot, Plug & Play, Automatic DRAM and PCI Configuration, BIOS Support for S.M.A.R.T., Advanced Power Management, ACPI S3 (Save-to-RAM), ACPI S4 (Save-to-Disk), Wake on time from S5; Flexible LVDS Support

Security Features
 Recovery BIOS, System and BIOS Password, Boot Sequence Control for each SATA / IDE Drive, Serial Port Access Protection, Boot Sector Virus Warning, Write Protection for Flash BIOS, Harddisk. Password. Trusted Platform Module V1.2 optional.

Special Features
 Silent Fan Independent temperature related processor fan and system fan supervision and control
 System Guard View and adjust Silent Fan
 Silent Drives Noise reduction for optical and hard disk drives
 Recovery BIOS Restores a corrupted BIOS
 Desk Update Simple driver update with Driver&Utilities DVD
 Multi Boot Comfortable boot from any boot device

Designed for Industrial Applications
 Longlife components for 24 / 7 use in industrial applications
 Tin-plated PCB for improved durability of PCB surface
 Revision control & Extended Lifetime (up to 5 years)
 Enhanced operating temperature range (0°C - 60°C)¹⁾

External Connectors



Graphics
 Integrated ATI Radeon X1250 graphics; shared memory (up to 256MB); DirectX 9 compliant; DVI, VGA and Dual Channel LVDS support

Audio
 Realtek ALC262 (HD Audio); HW 3D Stereo Enhancement; SW Wavetable Synthesis Support

LAN
 Dual Realtek RTL8111C 10/100/1000 Ethernet controller

Drives
 1 ATA 133 Interface for 1 Drive
 4 Serial ATA II 300 Interfaces (max 3 GBit/s); up to 4 Drives; RAID 0/1/10
 1 CF Interface (Typ I)

Features	D2703-S
Chipset	AMD M690E & SB600
Board Size	Mini-ITX
VGA ²⁾ / DVI / LVDS	✓ / ✓ / ✓
Stereo Audio / Multichannel Audio	✓ / -
Buzzer / int. Speaker Support	✓ / -
Dual LAN Gbit / 100 Mbit / 10 Mbit	✓ / ✓ / ✓
LAN ASF / AoL / WoL / Boot	- / - / ✓ / ✓
SATA / ATA / RAID	✓ / ✓ / ✓
FireWire™ / USB 2.0	✓ / ✓
FAN monitored & controlled CPU / AUX1 / AUX2	✓ / ✓ / ✓
TEMP monitored CPU / ONB1 / ONB2 / OFFB	✓ / ✓ / ✓ / -

Special Features

Silent Fan / Silent Fan LT / System Guard / Silent Drives	✓ / - / ✓ / ✓
Recovery BIOS / Desk Update / Multi Boot	✓ / ✓ / ✓
HDD Password	✓
Boot Logo Option	✓

Internal Connectors

DIMM Sockets (DDR2 800/667, SO-DIMM)	2
PCI Express x16 Slot for Graphics Card	-
PCI Express x1 Slot	1
PCI Slot (32Bit, 33 MHz, Rev. 2.3)	1
SATA (300) / ATA (133) / Floppy / CF Card	4 / 1 / - / 1
S/PDIF (digital Audio) OUT / IN	1 / -
CD Audio Input	-
Frontpanel Audio (9-Pin) AC'97 / Azalia ³⁾	- / 1
FireWire™ (9-Pin, Intel standard header)	1
USB (2.0, ~480 MB/s; 2 channels per connector)	2
Serial (FIFO, 16550 compatible)	1
FAN CPU / System (AUX1) / System (AUX2) ⁴⁾	1 / 1 / 1
SMBus (Case Temperature) / Intrusion (Case Open)	- / -
LVDS Dual Channel / Backlight Inverter	1 / 1
Feature Connector (General Purpose I/O, IrDA)	1
Frontpanel (Power Switch, LEDs, Intel 10 pin header)	1
Onboard Power Output (+5V/+12V) for drives	1
Onboard (internal input) DC-In 24V / 5A ⁵⁾	1
Power 20 pin (ATX) ⁵⁾ / 4 pin (12V processor supply)	1 / -

External Connectors

VGA Sub D ²⁾ / DVI-I	- / 1
Audio In / Line out (or driver configuration)	1 / 1
S/PDIF (digital Audio) OUT / IN	- / -
LAN (RJ-45)	2
PS/2 Mouse / Keyboard	1 / 1
FireWire™ (6-Pin, IEEE 1394)	1
USB (2.0, ~480MB/s)	4
Serial (RS232, FIFO, 16550 compatible)	1
DC-IN (external input) 24V / 5A ⁵⁾	1
Parallel (EPP/ECP)	-

1) Forced cooling required, see technical documentation for detailed requirements
 2) Via optional DVI-I / VGA interface connector
 3) Support for AC'97 audio frontpanel possible via BIOS Setup option
 4) All fan connectors = 4 pin PWM 5) Not for simultaneous use!